




# Help protect your child's blurry vision from getting worse.\*†‡1,2

Choose MiSight® 1 day today  
for a chance to improve their  
tomorrow.\*†‡1,2

MISIGHT® TODAY. ANYTHING TOMORROW.



**MiSight® 1 day is the FIRST and ONLY contact lens  
for myopia control in age-appropriate children\*§**

**Meet MiSight® 1 day:** the only dual purpose contact lens designed to both correct  
AND help protect your child's blurry vision from getting worse.\*†‡1,2

Ask your eye doctor how MiSight® 1 day contact lenses can help.

**\*Indications for use:** MiSight® 1 day (omafilcon A) soft (hydrophilic) contact lenses for daily wear are indicated for the correction of myopic ametropia and for slowing the progression of myopia in children with non-diseased eyes, who at the initiation of treatment are 8-12 years of age and have a refraction of -0.75 to -4.00 diopters (spherical equivalent) with ≤ 0.75 diopters of astigmatism. The lens is to be discarded after each removal.

†MiSight® 1 day, designed for myopia control, shows sustained slowing of eye growth over time on average. While eyes are still growing; children fit ages 8-12 and followed for 6-years. n=40.

‡Compared to a single vision 1 day lens.

§Only FDA approved soft contact lens designed for myopia control in the U.S.

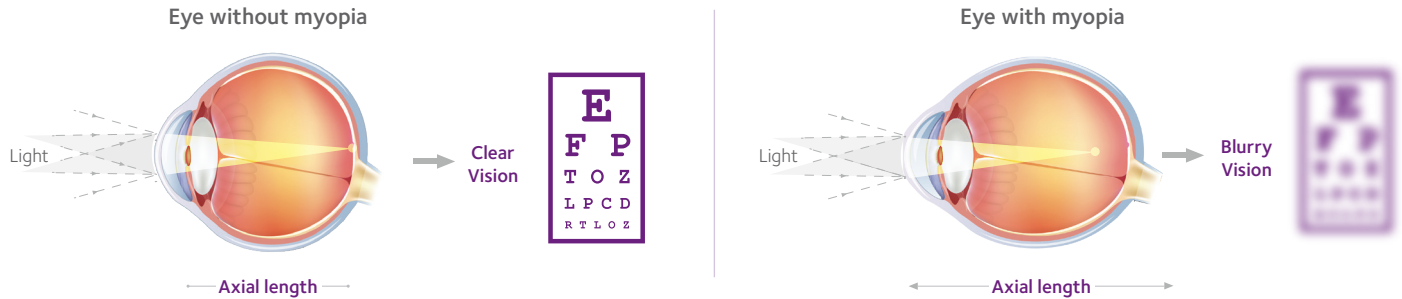
◇ActivControl® technology in MiSight® 1 day contact lenses slows axial length elongation and corrects refractive error for age-appropriate children.

**MiSight® 1 day**  
for daily wear



# WHAT IS MYOPIA?

Myopia is a **progressive and irreversible** eye disease.<sup>3</sup> Its common vision symptom is nearsightedness or the inability to see distant objects clearly. The underlying cause of myopia is due to the eye growing longer than it should.



An eye with myopia is longer from front to back than the eye without myopia. Generally, as the eye grows longer, visual impairment becomes more drastic.<sup>3,4</sup>

## What are the long-term implications of myopia?

Myopia progression, left untreated, increases the risk of sight-threatening conditions later in life, including:<sup>5-8</sup>

**- Retinal detachment - Myopic maculopathy - Glaucoma - Cataract**

## WHAT CAUSES MYOPIA?



### Genetics

When parents have myopia, **their genetic risk may be passed along to their children.**<sup>9</sup>



### Lifestyle

Research shows that **modern lifestyles** may influence the development of myopia.<sup>10-13</sup>

## MYOPIA LEVELS

There is no safe level of myopia. But if we can graduate children from high school no worse than -3.00 D, their risk of sight threatening eye health conditions is significantly lower. The younger they are, the faster their myopia can often get worse.<sup>14</sup>



Clear Vision



-1.00 D



-3.00 D



-6.00 D

Myopia Simulator



Experience how your child with myopia sees the world

# WHAT IS MISIGHT® 1 DAY?

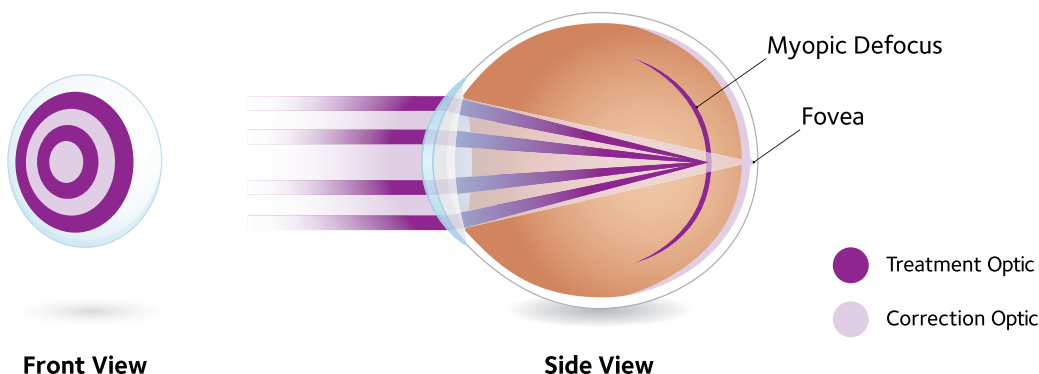


MiSight® 1 day is the first and only FDA-approved\* daily disposable soft contact lens proven to slow the progression of nearsightedness (also known as myopia) in children aged 8–12 at the initiation of treatment.†1

With ActivControl® Technology, children can enjoy freedom from glasses when wearing their lenses while helping to slow the progression of their nearsightedness.‡1

## MISIGHT® 1 DAY CONTACTS DO TWO THINGS

By including both vision correction and treatment zone in the lens, MiSight® 1 day simultaneously **corrects your child's vision today**, while signaling the eye to resist getting longer, with the goal of **preserving vision for the future**.‡1



### How effective is MiSight® 1 day?

- On average, 59% reduction in myopia progression with MiSight® 1 day lenses‡1
- Nearly 90% of age-appropriate children preferred MiSight® 1 day lenses over their glasses during in a 3-year study<sup>15</sup>
- 90%+ of parents whose age-appropriate children were wearing MiSight® 1 day a 3-year study **rated their children 'happy'** with the overall experience of wearing contact lenses.†16

### Are MiSight® 1 day contact lenses safe and easy for my child to use?

MiSight® 1 day contact lenses are specifically designed for age-appropriate children with myopia, backed by rigorous scientific evidence, and have received regulatory approvals in many countries around the world.\*1,17,18

- MiSight® 1 day contact lenses are easy for age-appropriate children to use.<sup>1</sup> In fact, **9 out of 10 children** as young as 8 years old are able to **insert and remove their lenses on their own**.\*\*16
- Contact lenses also improved how the children felt about themselves, their appearance, self-esteem, and ability to perform activities.<sup>19,20</sup>

**\*Indications for use:** MiSight® 1 day (omafilcon A) soft (hydrophilic) contact lenses for daily wear are indicated for the correction of myopic ametropia and for slowing the progression of myopia in children with non-diseased eyes, who at the initiation of treatment are 8–12 years of age and have a refraction of -0.75 to -4.00 diopters (spherical equivalent) with ≤ 0.75 diopters of astigmatism. The lens is to be discarded after each removal.

‡Compared to a single vision 1 day lens over a 3 year period.

¶Overall experience as defined as children's comfort, vision, lens handling, and freedom from spectacles. Children aged 8–15 years.

\*\*By 1 month. As reported by parents.





## WHERE CAN I LEARN MORE?

Explore the channels below to learn more about patients experiences living with nearsightedness and more information to help your child be successful with wearing MiSight® 1 day.



@MiSight



@MiSightVision



/MiSightVision



MiSight.com



Watch as 11-year old Violet shows how to insert and remove your MiSight® 1 day contact lenses.



Call your eye care professional to schedule an appointment today!

**\*Indications and Important Safety Information. Rx only. Results may vary. ATTENTION:** Reference the Patient Information Booklet for a complete listing of Indications and Important Safety Information. **\*Indications:** MiSight® 1 day (omafilcon A) soft (hydrophilic) contact lenses for daily wear are indicated for the correction of myopic ametropia and for slowing the progression of myopia in children with non-diseased eyes, who at the initiation of treatment are 8-12 years of age and have a refraction of -0.75 to -4.00 diopters (spherical equivalent) with  $\leq 0.75$  diopters of astigmatism. The lens is to be discarded after each removal. **Warnings:** Problems with contact lenses could result in serious injury to the eye. Do not expose contact lenses to water while wearing them. Under certain circumstances MiSight® lenses optical design can cause reduced image contrast/ghosting/halo/glare in some patients that may cause difficulties with certain visually-demanding tasks. **Precautions:** Daily wear single use only. Patient should always dispose when lenses are removed. No overnight wear. Patients should exercise extra care if performing potentially hazardous activities. **Adverse events:** Including but not limited to infection/inflammation/ulceration/abrasion of the cornea, other parts of the eye or eyelids. Some of these adverse reactions can cause permanent or temporary loss of vision. If you notice any of the stated in your child, immediately have your child remove the lenses and contact your eye care professional.

**References:** 1. Chamberlain P, et al. A 3-year randomized clinical trial of MiSight® lenses for myopia control. *Optom Vis Sci.* 2019; 96(8):556-567. 2. Chamberlain P et al. Long-Term Effect of Dual-Focus Contact Lenses on Myopia Progression in Children: A 6-year Multicenter Clinical Trial. *Optom Vis Sci* 2022 In Press. 3. K. Zadnik, G.L. Mitchell, L.A. Jones, D.O. Mutti; Factors Associated with Rapid Myopia Progression in School-aged Children. *Invest. Ophthalmol. Vis. Sci.* 2004;45(13):2306. 4. CooperVision. What is myopia? Cause, warning signs, risks and solutions. <https://misight.com/blog/what-myopia-causes-warning-signs-risks-and-solutions>. Accessed 15 November 2023. 5. Xu L, Wang Y, Wang S, Jonas JB. High myopia and glaucoma susceptibility, the Beijing Eye Study. *Ophthalmology.* 2007;114(2):216-20. 6. Flitcroft DI. The complex interactions of retinal, optical and environmental factors in myopia aetiology. *Prog Retin Eye Res.* 2013;31(6):622-60. 7. Younan C, et al. Myopia and incident cataract and cataract surgery: the blue mountains eye study. *Invest Ophthalmol Vis Sci.* 2002;43(12):3625-3632. 8. Chen SJ, et al. Prevalence and associated risk factors of myopic maculopathy in elderly Chinese: the Shihpai eye study. *Invest Ophthalmol Vis Sci.* 2012;53(8):4868-73. 9. Mew-May Wu M, Edwards MH. The Effect of Having Myopic Parents: An Analysis of Myopia in Three Generations. *Optometry and Vision Science.* 1999 Jun 1;76(6):387-92. 10. Xiong S, Sankaridurg P, Naduvilath T, et al. Time spent in outdoor activities in relation to myopia prevention and control: a meta-analysis and systematic review. *Acta Ophthalmol.* 2017;95(6):551-566. doi:10.1111/aos.13403. 11. Huang HM, Chang DS, Wu PC. The Association between Near Work Activities and Myopia in Children-A Systematic Review and Meta-Analysis. *PLoS One.* 2015 Oct 20;10(10):e0140419. doi: 10.1371/journal.pone.0140419. PMID: 26485393; PMCID: PMC4618477. 12. Morgan P. C52102: Is myopia control the next contact lens revolution? 2016. Available from <https://www.opticianonline.net/cet-archive/127>. 13. Rose KA, Morgan IG, Ip J, et al. Outdoor Activity Reduces the Prevalence of Myopia in Children. *Ophthalmology.* 2008;115(8):1279-1285. 14. Donovan L, Sankaridurg P, Ho A, Naduvilath T, Smith EL 3rd, Holden BA. Myopia progression rates in urban children wearing single-vision spectacles. *Optom Vis Sci.* 2012 Jan;89(1):27-32. 15. Sulley A et al. Wearer experience and subjective responses with dual focus compared to spherical, single vision soft contact lenses in children during a 3-year clinical trial. AAO 2019 Poster Presentation. 16. CVI data on file, 2018. 3- year study report. 17. Chamberlain P, Arumugam B, Jones D et al. Myopia Progression in Children wearing Dual-Focus Contact Lenses: 6-year findings. *Optom Vis Sci* 2020;97(E-abstract): 200038. 18. Chamberlain P, Arumugam B, et al. Myopia progression on cessation of Dual-Focus contact lens wear: MiSight 1 day 7 year findings. *Optom Vis Sci* 2021;98(E-abstract 210049. 19. Rah MJ, et al. Vision specific quality of life of pediatric contact lens wearers. *Optom Vis Sci* 2010;87(8):560-6. 20. Walline JJ, et al. Benefits of contact lens wear for children and teens. *Eye Contact Lens.* 2007;33(6 Pt 1):317-21.

